

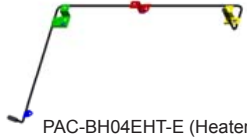
Job Name:

Schedule Reference:

Date:

BASE PAN HEATER KITS

Small K-Generation, 230V Module

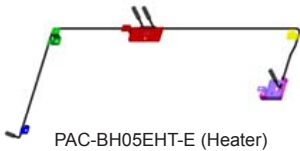


PAC-BH04EHT-E (Heater)



PAC-BH01KTT-E (Relay Box)

Large K-Generation, 230V Module

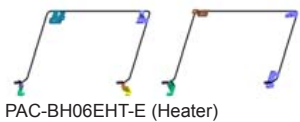


PAC-BH05EHT-E (Heater)

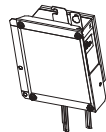


PAC-BH01KTT-E (Relay Box)

XL K-Generation, 230V Module



PAC-BH06EHT-E (Heater)



PAC-BH01KTT-E (Relay Box)

GENERAL FEATURES

- Prevents ice from building up on the outdoor unit base when operating in heating mode for an extended period of time during low temperature, high humidity conditions.
- Operation of base pan heater is controlled by outdoor unit
 - Energized when unit is in heating mode, compressor is running and outdoor temp drops below 39° F.
 - Connects to CN51 on the outdoor control board of CITY MULTI® PUHY and PURY K-Series Units.

INSTALLATION NOTES

- Use of base pan heaters is recommended when:
 - Ambient temperatures are expected to be below freezing for periods longer than 72 hours straight or;
 - Continuous sub-zero outdoor ambient conditions are expected to last longer than 24 hours.
- To prevent the possibility of freezing, outdoor units should not be installed directly on the group. Follow the guidelines in the installation manual for outdoor unit mounting.
- Recommended installation of a Ground Fault Interrupt (GFI) circuit breaker, depending on installation area to prevent electric shock.
- For additional information, see the base pan heater installation manual.
- For further details on installation, refer to outdoor unit technical service manual.

SPECIFICATIONS

| Base Pan Heater Kits | Included Parts | Rated Voltage | Power Input |
|----------------------|---|---------------|-------------|
| Small Module | PAC-BH04EHT-E (Heater) PAC-BH01KTT-E (Relay Box) | 208 / 230 V | 122 / 150 W |
| Large Module | PAC-BH05EHT-E (Heater) PAC-BH01KTT-E (Relay Box) | 208 / 230 V | 162 / 198 W |
| XL Module | PAC-BH06EHT-E (Heater) PAC-BH01KTT-E (Relay Box) | 208 / 230 V | 310 / 378 W |

BASE PAN HEATER KITS REQUIRED PER OUTDOOR UNIT(S)

PURY-P-T(S)KMU Series

| Unit model | Base Pan Heater Kits | | |
|------------------|----------------------|-------|----|
| | Small | Large | XL |
| PURY-P72TKMU-A | - | 1 | - |
| PURY-P96TKMU-A | - | 1 | - |
| PURY-P120TKMU-A | - | - | 1 |
| PURY-P144TKMU-A | - | - | 1 |
| PURY-P168TSKMU-A | - | 2 | - |
| PURY-P192TSKMU-A | - | 2 | - |
| PURY-P216TSKMU-A | - | 1 | 1 |
| PURY-P240TSKMU-A | - | - | 2 |
| PURY-P264TSKMU-A | - | - | 2 |
| PURY-P288TSKMU-A | - | - | 2 |

PUHY-P-T(S)KMU Series

| Unit model | Base Pan Heater Kits | | |
|------------------|----------------------|-------|----|
| | Small | Large | XL |
| PUHY-P72TKMU-A | 1 | - | - |
| PUHY-P96TKMU-A | - | 1 | - |
| PUHY-P120TKMU-A | - | - | 1 |
| PUHY-P144TKMU-A | - | - | 1 |
| PUHY-P168TSKMU-A | 1 | 1 | - |
| PUHY-P192TSKMU-A | 1 | - | 1 |
| PUHY-P216TSKMU-A | - | 1 | 1 |
| PUHY-P240TSKMU-A | - | - | 2 |
| PUHY-P264TSKMU-A | 2 | - | 1 |
| PUHY-P288TSKMU-A | 1 | 1 | 1 |
| PUHY-P312TSKMU-A | 1 | - | 2 |
| PUHY-P336TSKMU-A | - | 1 | 2 |
| PUHY-P360TSKMU-A | - | - | 3 |

PURY-HP-T(S)KMU-A Series

| Unit model | Base Pan Heater Kits | | |
|---------------------|----------------------|-------|----|
| | Small | Large | XL |
| PURY-HP72TKMU-A-H | - | 1 | - |
| PURY-HP96TKMU-A-H | - | 1 | - |
| PURY-HP144TSKMU-A-H | - | 2 | - |
| PURY-HP192TSKMU-A-H | - | 2 | - |